

26/05/23
 DERBYN - Cynllunio Cyngor Gwynedd



General Notes

1. Contractor to verify all dimensions and check level datums on site
2. All of the designs are the sole property of TACP Architects Ltd and may not be used without their written agreement
3. All prints, specifications and their copyright are the property of TACP Architects Ltd
4. Do not scale off drawings
5. All dimensions shall be checked on site before commencement of shop drawings, manufacture and all discrepancies must be reported to TACP Architects Ltd

Rev	Date	Description	By	Check
A	26/05/2023	Red Line Boundary Amended	MR	GM

Consultants:


Client:

Project Title:
Helipad YG
 Drawing Title:
Location Plan

Scale	Date	Drawn By	Checked By	Office
1: 1250@A1	05/24/23	MR	GM	Wrexham

Job Number: 22004-02 HPYG-TACP- A-000 A
 TACP Architects Ltd
 Pembroke House
 Ellice Way, Wrexham Technology Park,
 Wrexham, LL13 7YT
 01978 251161
 admin@tacparchitects.co.uk
 www.tacparchitects.co.uk





24/05/23
 DESIGN: Ceryslyn Cooper Davies

- General Notes**
- Contractor to verify all dimensions and check level datums on site
 - All of the designs are the sole property of TACP Architects Ltd and may not be used without their written agreement
 - All prices, specifications and their copyright are the property of TACP Architects Ltd
 - Do not scale off drawings
 - All dimensions shall be checked on site before commencement of shop drawings, manufacture and all discrepancies must be reported to TACP Architects Ltd

Refer to all Arboriculturalists' reports for works to existing trees and retained hedgerows. Approximate line of tree root protection zone identified

New embankment formed to achieve setting out of new landing pad in line with CAAT recommendations. Embankment formed from Celweb Reinforced Soil Slope or similar set out to diminish around the landing pad and feather into the existing sloping site. True extent and gradient of embankment TBC. Refer to separate setting out drawings for further details.

Existing slope to be retained at perimeter of site and feathered into the new embankments

3m Safety zone to perimeter of new landing pad all as per CAAT recommendations. Safety margin to contain all landing lighting and surface water drainage to perimeter of landing pad

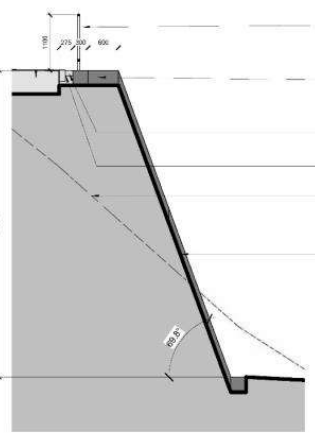
PPC barrier guarding set 1300mm high installed beyond the landing pad safety margin. Railings installed to concrete foundations all in line with Structural Engineers details

Cell wall reinforced slope anchoring and perimeter detail to top and bottom of bank to be detailed by specialist to provide adequate structural retaining capacity to landing pad and embankment of approximately 97'

Also surface water channel to perimeter of landing pad to discharge into localised French drains / soak aways all to Structural Engineers details

Existing slope to be retained at perimeter of site and feathered into the new embankments

New embankment to be formed to achieve setting out of new landing pad in line with CAAT recommendations. Embankment formed from Celweb Reinforced Soil Slope or similar set out to diminish around the landing pad and feather into the existing sloping site. True extent and gradient of embankment TBC. Refer to separate setting out drawings for further details.



03 General Section - Callout 1
 1:50

Revisions	Rev.	Date	Description	By	Check
A	16/05/2023	Safety zone added	MR	GM	
B	23/05/2023	Detail amended	MR	GM	

Consultants

Client: **GIG** (GIG logo) Bwrdd Iechyd Prifysgol Betsi Cadwaladr University Health Board

Project Title: **Helipad YG**

Proposed Site

Scale: As indicated @ A1 09/26/22 CB GM Wrexham

Job Number: 22004-02 HPYG-TACP-PS- ZZ-DR-A-110 B

TACP Architects Ltd
 Pembroke House
 Ellice Way, Wrexham Technology Park,
 Wrexham, LL13 7YT
 01378 258168

admin@taccparchitects.co.uk
 www.taccparchitects.co.uk

© 2023 TACP Architects Ltd. All rights reserved. TACP Architects Ltd is a registered company in Wales.



02 General Section
 1:200

New hard standing to extend to provide enclosure for new weather station. New secure compound with fencing and access gates with all necessary provisions for the on-site weather station

Existing slope to be retained at perimeter of site and feathered into the new embankments

All external ground levels to be modified to accommodate new landing pad setting out. New grass seeding throughout affected areas. New grass seeding throughout.

PPC barrier guarding set 1300mm high installed beyond the landing pad safety margin. Railings installed to concrete foundations all in line with Structural Engineers details

3m Safety zone to perimeter of new landing pad all as per CAAT recommendations. Safety margin to contain all landing lighting and surface water drainage to perimeter of landing pad

Approximate location of new illuminated wind sock and pole to specialist CAAT recommendations and CAP1236 guidelines (set out in free air)

New concrete landing pad set out in line with CAAT details to be finished in brushed concrete and painted with weather resistant paint complete with all markings as identified within CAAT recommendations

Existing building mounted weather sock to be replaced with new illuminated wind sock in line with specialist CAAT recommendations

New secure access gates to replicate the existing arrangement and openings. Separate gate for pedestrians and vehicular access

New macadam (dense and sealed to avoid debris being picked up by downwards) vehicular access road complete with all road kerbs and surface water drainage to avoid pooling on the hard standing all to Structural Engineers details

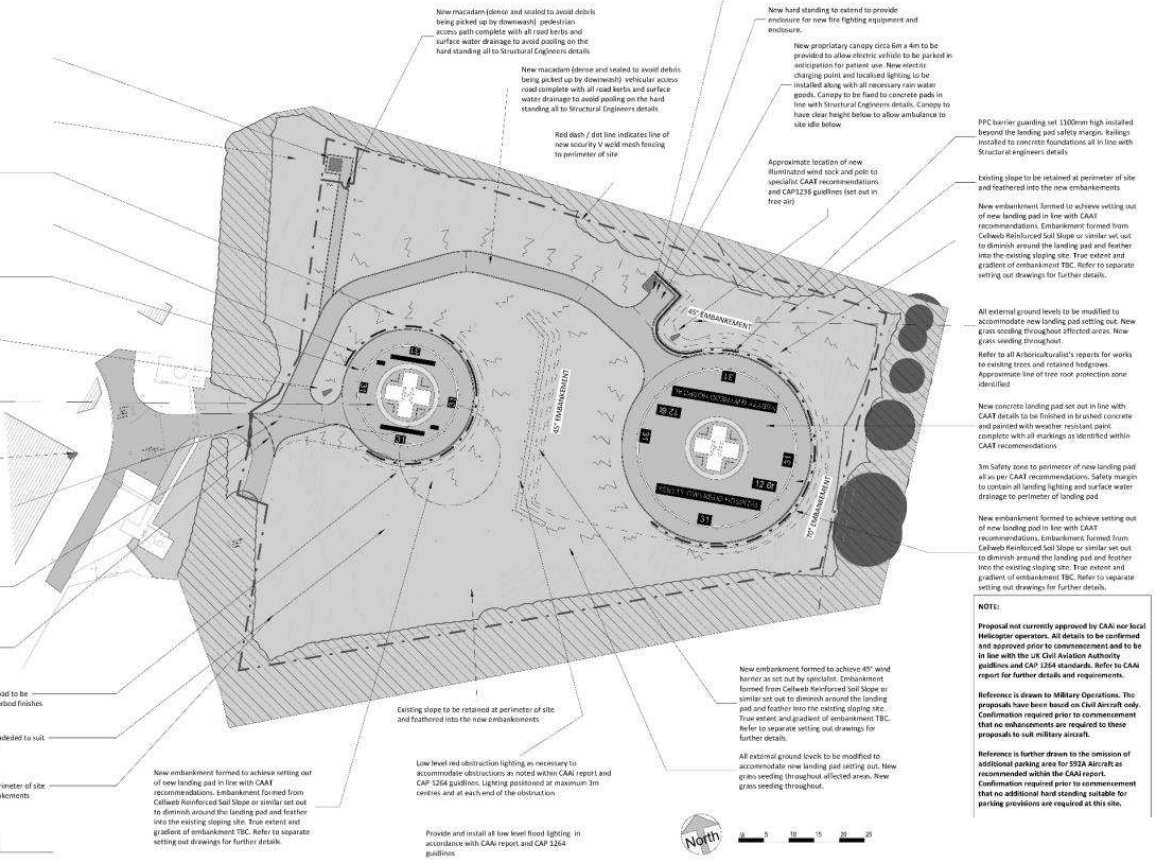
Existing macadam (dense and sealed to avoid debris being picked up by downwards) road surface to be made good to suit the new layout

Existing landing pad and access road to be removed and grubbed up. All disturbed finishes made good

Existing embankment to be re-graded to suit new landing pad setting out

Existing slope to be retained at perimeter of site and feathered into the new embankments

01 Proposed Site - Option 3
 1:500



New macadam (dense and sealed to avoid debris being picked up by downwards) vehicular access road complete with all road kerbs and surface water drainage to avoid pooling on the hard standing all to Structural Engineers details

New macadam (dense and sealed to avoid debris being picked up by downwards) vehicular access road complete with all road kerbs and surface water drainage to avoid pooling on the hard standing all to Structural Engineers details

Red dash / dot line indicates line of new security 1.8m mesh fencing to perimeter of site

Approximate location of new illuminated wind sock and pole to specialist CAAT recommendations and CAP1236 guidelines (set out in free air)

Existing slope to be retained at perimeter of site and feathered into the new embankments

New embankment formed to achieve setting out of new landing pad in line with CAAT recommendations. Embankment formed from Celweb Reinforced Soil Slope or similar set out to diminish around the landing pad and feather into the existing sloping site. True extent and gradient of embankment TBC. Refer to separate setting out drawings for further details.

Low level red obstruction lighting as necessary to accommodate obstructions as noted within CAAT report and CAP 1264 guidelines. Lighting positioned at maximum 3m centres and at each end of the obstruction

All external ground levels to be modified to accommodate new landing pad setting out. New grass seeding throughout affected areas. New grass seeding throughout.

New concrete landing pad set out in line with CAAT details to be finished in brushed concrete and painted with weather resistant paint complete with all markings as identified within CAAT recommendations

3m Safety zone to perimeter of new landing pad all as per CAAT recommendations. Safety margin to contain all landing lighting and surface water drainage to perimeter of landing pad

PPC barrier guarding set 1300mm high installed beyond the landing pad safety margin. Railings installed to concrete foundations all in line with Structural Engineers details

Cell wall reinforced slope anchoring and perimeter detail to top and bottom of bank to be detailed by specialist to provide adequate structural retaining capacity to landing pad and embankment of approximately 97'

Also surface water channel to perimeter of landing pad to discharge into localised French drains / soak aways all to Structural Engineers details

Existing slope to be retained at perimeter of site and feathered into the new embankments

New embankment to be formed to achieve setting out of new landing pad in line with CAAT recommendations. Embankment formed from Celweb Reinforced Soil Slope or similar set out to diminish around the landing pad and feather into the existing sloping site. True extent and gradient of embankment TBC. Refer to separate setting out drawings for further details.

Provide and install all low level red lighting in accordance with CAAT report and CAP 1264 guidelines

Approximate overlap in wind down wash boundaries (AW 209 AND 5524 WASH SUBSTANCES (GAS))

Low level red obstruction lighting as necessary to accommodate obstructions as noted within CAAT report and CAP 1264 guidelines. Lighting positioned at maximum 3m centres and at each end of the obstruction

New hard standing to extend to provide enclosure for new fire lighting equipment and enclosure

New proprietary canopy circa 6m x 4m to be provided to allow electric vehicles to be parked in satisfaction for patient use. New electric charging points and localized lighting to be installed along with all necessary rain water goods. Canopy to be fixed to concrete pads in line with Structural Engineers details. Canopy to have clear height below to allow ambulance to use site below

Existing slope to be retained at perimeter of site and feathered into the new embankments

New embankment formed to achieve setting out of new landing pad in line with CAAT recommendations. Embankment formed from Celweb Reinforced Soil Slope or similar set out to diminish around the landing pad and feather into the existing sloping site. True extent and gradient of embankment TBC. Refer to separate setting out drawings for further details.

All external ground levels to be modified to accommodate new landing pad setting out. New grass seeding throughout affected areas. New grass seeding throughout.

New concrete landing pad set out in line with CAAT details to be finished in brushed concrete and painted with weather resistant paint complete with all markings as identified within CAAT recommendations

3m Safety zone to perimeter of new landing pad all as per CAAT recommendations. Safety margin to contain all landing lighting and surface water drainage to perimeter of landing pad

PPC barrier guarding set 1300mm high installed beyond the landing pad safety margin. Railings installed to concrete foundations all in line with Structural Engineers details

Cell wall reinforced slope anchoring and perimeter detail to top and bottom of bank to be detailed by specialist to provide adequate structural retaining capacity to landing pad and embankment of approximately 97'

Also surface water channel to perimeter of landing pad to discharge into localised French drains / soak aways all to Structural Engineers details

Existing slope to be retained at perimeter of site and feathered into the new embankments

New embankment to be formed to achieve setting out of new landing pad in line with CAAT recommendations. Embankment formed from Celweb Reinforced Soil Slope or similar set out to diminish around the landing pad and feather into the existing sloping site. True extent and gradient of embankment TBC. Refer to separate setting out drawings for further details.

Low level red obstruction lighting as necessary to accommodate obstructions as noted within CAAT report and CAP 1264 guidelines. Lighting positioned at maximum 3m centres and at each end of the obstruction

Provide and install all low level red lighting in accordance with CAAT report and CAP 1264 guidelines

Existing slope to be retained at perimeter of site and feathered into the new embankments

All external ground levels to be modified to accommodate new landing pad setting out. New grass seeding throughout affected areas. New grass seeding throughout.

PPC barrier guarding set 1300mm high installed beyond the landing pad safety margin. Railings installed to concrete foundations all in line with Structural Engineers details

Cell wall reinforced slope anchoring and perimeter detail to top and bottom of bank to be detailed by specialist to provide adequate structural retaining capacity to landing pad and embankment of approximately 97'

Also surface water channel to perimeter of landing pad to discharge into localised French drains / soak aways all to Structural Engineers details

Existing slope to be retained at perimeter of site and feathered into the new embankments

New embankment to be formed to achieve setting out of new landing pad in line with CAAT recommendations. Embankment formed from Celweb Reinforced Soil Slope or similar set out to diminish around the landing pad and feather into the existing sloping site. True extent and gradient of embankment TBC. Refer to separate setting out drawings for further details.

All external ground levels to be modified to accommodate new landing pad setting out. New grass seeding throughout affected areas. New grass seeding throughout.

New concrete landing pad set out in line with CAAT details to be finished in brushed concrete and painted with weather resistant paint complete with all markings as identified within CAAT recommendations

3m Safety zone to perimeter of new landing pad all as per CAAT recommendations. Safety margin to contain all landing lighting and surface water drainage to perimeter of landing pad

PPC barrier guarding set 1300mm high installed beyond the landing pad safety margin. Railings installed to concrete foundations all in line with Structural Engineers details

Cell wall reinforced slope anchoring and perimeter detail to top and bottom of bank to be detailed by specialist to provide adequate structural retaining capacity to landing pad and embankment of approximately 97'

Also surface water channel to perimeter of landing pad to discharge into localised French drains / soak aways all to Structural Engineers details

Existing slope to be retained at perimeter of site and feathered into the new embankments

New embankment to be formed to achieve setting out of new landing pad in line with CAAT recommendations. Embankment formed from Celweb Reinforced Soil Slope or similar set out to diminish around the landing pad and feather into the existing sloping site. True extent and gradient of embankment TBC. Refer to separate setting out drawings for further details.

Provide and install all low level red lighting in accordance with CAAT report and CAP 1264 guidelines

Existing slope to be retained at perimeter of site and feathered into the new embankments

All external ground levels to be modified to accommodate new landing pad setting out. New grass seeding throughout affected areas. New grass seeding throughout.

PPC barrier guarding set 1300mm high installed beyond the landing pad safety margin. Railings installed to concrete foundations all in line with Structural Engineers details

Cell wall reinforced slope anchoring and perimeter detail to top and bottom of bank to be detailed by specialist to provide adequate structural retaining capacity to landing pad and embankment of approximately 97'

Also surface water channel to perimeter of landing pad to discharge into localised French drains / soak aways all to Structural Engineers details

Existing slope to be retained at perimeter of site and feathered into the new embankments

New embankment to be formed to achieve setting out of new landing pad in line with CAAT recommendations. Embankment formed from Celweb Reinforced Soil Slope or similar set out to diminish around the landing pad and feather into the existing sloping site. True extent and gradient of embankment TBC. Refer to separate setting out drawings for further details.

All external ground levels to be modified to accommodate new landing pad setting out. New grass seeding throughout affected areas. New grass seeding throughout.

New concrete landing pad set out in line with CAAT details to be finished in brushed concrete and painted with weather resistant paint complete with all markings as identified within CAAT recommendations

3m Safety zone to perimeter of new landing pad all as per CAAT recommendations. Safety margin to contain all landing lighting and surface water drainage to perimeter of landing pad

PPC barrier guarding set 1300mm high installed beyond the landing pad safety margin. Railings installed to concrete foundations all in line with Structural Engineers details

Cell wall reinforced slope anchoring and perimeter detail to top and bottom of bank to be detailed by specialist to provide adequate structural retaining capacity to landing pad and embankment of approximately 97'

Also surface water channel to perimeter of landing pad to discharge into localised French drains / soak aways all to Structural Engineers details

Existing slope to be retained at perimeter of site and feathered into the new embankments

New embankment to be formed to achieve setting out of new landing pad in line with CAAT recommendations. Embankment formed from Celweb Reinforced Soil Slope or similar set out to diminish around the landing pad and feather into the existing sloping site. True extent and gradient of embankment TBC. Refer to separate setting out drawings for further details.

Provide and install all low level red lighting in accordance with CAAT report and CAP 1264 guidelines



New grass seeding to be planted across all disturbed areas and maintained until fully established

